
PART NO.2

TRADE PREAMBLES

KENYA POWER

28/11

PART NO. 2

TRADE PREAMBLES

1.00 GENERALLY

- .01 Unless otherwise stated the whole of the Main Contract Works shall be carried out in accordance with the Ministry of Works (M.O.W.) General Specifications for Building Works 1976 Edition together with any amendments thereto and all references in this Section are to this document.
- .02 The whole of the Works shall be carried out in accordance with the drawings listed in the Schedule of Drawings appearing in these Bills of Quantities and any further drawings issued in amplification thereof.
- .03 This Section shall be known as the Specification and shall be held to include the Special Notes on Page A1 and the General Preliminaries on B1 – 22 of the M.O.W. General Specifications.
- .04 These Trade Preambles are intended to supplement, amplify or amend the Clauses in the M.O.W. General Specification, or select therefrom specific provisions applicable to this Contract.
- .05 These Trade Preambles shall take precedence over the M.O.W. General Specifications.

2.00 SITE COPY

- .01 The Contractor is instructed to have two (2) copies of the above General Specification from the State Department of Public Works and to retain one copy in the site office at all times.

3.00 APPLICATION

- .01 These Trade Preambles shall apply to all Bill items for Building Works contained in the following Bills of Quantities and to any works instructed by the Project Manager including all works covered by P.C. and Provisional Sums and the rates and Lump Sum tenders for all items shall include for complying in all respects with these Trade Preambles and their provision.

4.00 TERMS

- .01 Where the terms "D.R." occurs in the M.O.W. General Specification this shall be taken to mean the "Project Manager".
- .02 Where the term "Ministry of Works" occurs in the M.O.W. General Specification this shall be taken to mean the "Employer" or the "Project Manager" whichever is the more appropriate.

5.00 MANUFACTURER'S NAME

- .01 Manufacturer's names and catalogue references are given solely as a guide to quality and alternative manufacturers of materials or goods of equivalent quality will be accepted at the discretion of the Project Manager.
-

00
28/11

PART NO. 2 (Ctd.)TRADE PREAMBLES (Ctd.)6.00 DEMOLITIONS

- .01 The Trade Preambles given in Pages C1 – C5 shall apply where appropriate.
- .02 All such work shall where required by the Contract and authorised by the Project Manager to be carried out with maximum precautions for safety and to avoid or minimise damage or disturbances to the adjacent buildings, areas, materials and occupants.
- .03 Every effort shall be made to carry out such work carefully and in such manner and by such means as to ensure the minimum breakage or damage to the works to be so taken down or dismantled and to ensure the maximum recovery of materials arising from these operations.
- .04 All materials so recovered from taking down and dismantling shall become the property of the Employer. Unless otherwise directed by the Project Manager, the Contractor shall hand over to the Employer such items immediately they are taken down or dismantled.
- .05 Such materials may only be reused for incorporation in the works by agreement with the Project Manager.
- .06 The Contractor shall allow for erecting, maintaining and later removing all scaffolding, shoring or temporary works in connection with the demolition works, for making good all work disturbed in all trades and for removing all rubbish from the site as the works proceed.
- .07 Supply, erect and maintain during the cutting of openings, etc. all necessary protection to the existing premises against damage by weather or other causes.
- .08 Allow for laying the dust as far as possible during the demolition by watering with a hose or other means.
- .09 Tenderers are advised to visit the site to ascertain the nature of demolitions and dunktakings to be carried out and to clarify with the Project Managers all matters related to the works.

7.00 EXCAVATIONS AND EARTHWORKS

- .01 The Trade Preambles given in Pages D1-D11 shall apply.
- .02 The surface strip excavation of the vegetable top soil shall be 200mm deep over the whole area of the buildings in accordance with Clause 0725 and the excavated material shall be deposited separately in spoil heaps well away from other excavated material in accordance with Clause 0784.
- .03 Excavations for wall foundations shall be taken down to firm ground to the approval of the Project Manager and the bottom well rammed and approved before concreting. The width of the foundation shall comply with Clause 0722 on Page D6.
- .04 The actual depth of the foundation trenches shall be determined on site.

2/2
PART NO. 2 (Ctd.)

TRADE PREAMBLES (Ctd.)

7.00 EXCAVATIONS AND EARTHWORKS (Ctd.)

- .05 Insecticide treatment shall be "Termidor" or other equal and approved and shall be carried out in accordance with Clause 0827 and 0859. The bottoms of all excavations shall be treated with anti-termite insecticide treatment in accordance with the manufacturer's recommended instructions. The Contractor shall provide a Ten-year guarantee for all such treatment from an approved firm.
- .06 Backfilling around foundations is to be carried out with selected excavated or other imported materials in accordance with Clauses 0700 and 0735. The backfilling will be free from clay or vegetable soil and well rammed around foundations.
- .07 Disposal of surplus excavated material shall be in accordance with Clauses 0612 and 0782.
- .08 The vegetable soil from the surface strip is to be spread and levelled on site as directed and prepared to receive grass.
- .09 Explosives must not be used without the prior approval of the Project Manager and if authorised must be carried with Clause 0628 as specified.
- .10 Planking and strutting to excavations shall be provided in accordance with Clause 0733 and shall be deemed to be included in the Tender Price and the Tenderer's rate for excavation.
- .11 Disposal of water shall be as specified in Clauses 0770 to 0775.
- .12 Hardcore filling to make up levels under floors shall be in accordance with Clauses 0810 to 0874 and minimum 200mm thick.
- .13 The hardcore filling is to be of clean hard stone broken from 150mm gauge downwards well packed rolled and consolidated to the satisfaction of the Project Manager in accordance with Clauses 0185 and 0868 or 0869 as required.
- .14 The hardcore filling is to be blinded with approved stone quarry dust or approved quality murrum well watered and rammed and finished smooth to receive concrete flooring, all in accordance with Clause 0871 and approved chemical anti-termite treatment applied to surface of hardcore to be executed by the Main Contractor as before described under a written ten year guarantee.
- .15 One layer 1000 gauge polythene sheeting is to be laid over the area of the hardcore and through the walls in accordance with Clauses 1105 and 1312. Care must be taken to ensure that the hardcore bed is perfectly smooth before laying the sheeting. Extent of laps shall be minimum 300mm. Labour forming battering faces shall be allowed for.
- .16 The Ground Floor level is to be decided on site but should be an average of 400mm above existing ground level.
- .17 The whole site and excavations in particular are to be kept free from water and mud by bailing or pumping as required.

①
28/11

TRADE PREAMBLES (Ctd.)

8.00 CONCRETE WORK

- .01 The Trade Preambles given in Pages F1 – F34 shall apply.
- .02 The whole of the concrete work shall be carried out in accordance with the Structural Engineer's drawings and to his satisfaction.
- .03 The Contractor shall use "Guaranteed Strength" concrete in accordance with the Engineer's requirements.
- .04 Concrete test cube will be required and should be prepared in accordance with the procedure laid down in Clause 282 on Page F15.
- .05 Volume batching of sand and aggregate will be permitted in accordance with Clause 1165. The gauge boxes must be manufactured of steel as directed by the Project Manager and must be kept thoroughly clean at all times and in good repair. Failure to do so may result in the Project Manager directing that all measuring will be by weight batching in accordance with Clause 1167.
- .06 Extreme care must be taken in the storage of all concreting materials on site in accordance with Clauses 1132 and 1134. No materials which have become contaminated or intermixed in any way will be allowed to be used in the works. Special care is necessary to ensure that no soil become mixed with the aggregates or sand.
- .07 All construction joints shall be formed and treated strictly in accordance with Clauses 1360 to 1369 as directed by the Project Manager.
- .08 "Fair faced" concrete finish, if required, will be as defined in Clause 1415.
- .09 Concrete curing to vertical or inclined surfaces shall be carried out by methods 1 and 3 as described in Clause 1385 and as directed by the Project Manager.
- .10 Generally, wall foundations, floor beds and superstructure concrete work shall be in concrete (1:1½ :3 Class 25/20mm) mix reinforced as in the Structural Engineer's drawings.
- .11 Formwork shall be sawn timber of approved quality except where fair face finish is required in which case wrot formwork shall be used. The formwork shall be closely laid to prevent leakage of the cement and water content of the concrete.
- .12 Steps in concrete foundations where required should be of 225mm depth or its multiple and the overlap along the length must not be less than the width of the foundation. The location of any steps required will be decided on site.
- .13 Fabric reinforcement shall be as indicated on the Engineer's drawings and shall be to B.S. 4483 with minimum 300mm side and end laps. Allowance for laps under partitions shall be allowed for.
- .14 The Tenderer shall allow in his tender price for providing reinforcement to concrete works as indicated in the Structural Engineer's drawings.

2008
20/11

TRADE PREAMBLES (Ctd.)

8.00 CONCRETEWORK (Ctd.)

- .15 Precast concrete shall be in accordance with the Pages F33 – F34 and in class 20/12mm to Project Manager's details and approval.
- .16 Mild steel reinforcement shall be to B.S. 4499 and high tensile reinforcement to B.S. 4461, all in accordance with the Engineer's Bending Schedules.
- .17 Joints in concrete work where shown on the drawings shall be 12mm thick "Flexcell" fibre-board or other approved joint with exposed surfaces sealed with "Plastic" sealant.

9.00 WALLING

- .01 The Trade Preambles given in Pages G1 – G15 shall apply.
- .02 All foundation walling shall be in natural stones.
- .03 Unless otherwise stated, all load bearing walling shall be in local natural stone. Internal walling may be in solid concrete block walling complying with the Clauses 2220-2346.
- .04 Vertical d.p.c. is to be provided to walling where shown on the drawings or to the Project Manager's and Engineer's instructions.
- .05 If required, louvred block walling shall be in decorative precast concrete louvred blocks to the approval of the Project Manager.
- .06 Substructure walling shall be bedded, jointed and pointed in cement and sand mortar (1:3).
- .07 The mortar to be used for superstructure walling shall be composed of one part cement to one part lime and six parts sand (1:1:6) measured in gauge boxes and thoroughly mixed dry preferably with an approved mechanical mixer or on a clean and approved mixing platform with water added afterwards until all parts are completely incorporated and brought to a proper consistency and used within the hour. No partially or wholly set mortar will be allowed to be re-used or re-mixed. Clauses 2110 to 2136 shall apply.
- .08 All walls 150mm thick and less shall be reinforced with 25mm hoop iron 20 s.w.g. in every alternate course.
- .09 Where walls are built up under existing lintels, beams or roof slabs, care shall be taken to ensure that the top course shall be completely filled up with cement mortar and pinning and keying to the underside of existing surfaces shall be done with approved wedging materials well driven in.
- .10 Where applicable, all new walling is to be cut, toothed and bonded into existing walls and any damages or cracked portions of adjoining walling shall be made good or replaced with new work.
- .11 Damp proof courses to walls shall be Hessian based bitumen felt or other equal and approved not less than 3.9kg per square metre in one layer and shall be laid and bedded in cement mortar as before described to all walling at ground floor level.

WLL
20/11

TRADE PREAMBLES (Ctd.)

10.00 ASPHALT WORK AND WATERPROOFING

- .01 The Trade Preambles given on Pages J1-J4 shall apply.
- .02 All mastic asphalt work shall be carried out by an approved Sub-contractor in accordance with Clause 2881. Any tanking shall be carried out in accordance with the manufacturer's printed instructions.
- .03 A One year Guarantee for all asphaltic work shall be provided in accordance with Clause 2888.
- .04 Horizontal and vertical asphalt tanking shall be carried out in accordance with Clause 2888.
- .05 Asphalt tanking shall comply with Clause 2824 and 2941.
- .06 Isolating membranes shall comply with Clauses 2852, 2908 and 2943.
- .07 Internal angles at junctions of horizontal and vertical tankings and turning-in of vertical tanking at top edge shall be carried out in accordance with Clauses 2955 and 2956 respectively.
- .08 Preparation of surfaces to receive tankings shall be carried out in accordance with Clauses 2891, 2894, 2896, 2902 and 2912.
- .09 Internal angles at junctions of horizontal and vertical tankings and turning-in of vertical tanking at top edge shall be carried out in accordance with Clauses 2955 and 2956 respectively.
- .10 Preparation of surfaces to receive tanking shall be carried out in accordance with Clauses 2891, 2894, 2896, 2902 and 2912.
- .11 The waterproofing agent to waterproofed cement sand screeds and plasters to swimming pool shall be "Sika-1" waterproofing compound. The concrete used for the construction of the swimming pool shall be mixed with Sika-Plastocrete - N waterproofing compounds. Both "Sika-1" and "Sika Plastocrete - N" waterproofing compounds are available from, several suppliers in Nairobi or other equal and approved compound. The normal rate of application of the "Sika 1" compound is 1 part of "Sika 1" to 10 parts of clean mixing water. The mixing of the "Sika 1" compound and water, cement and sand and the application of the screeds, including the number of coats to be applied shall all be carried out in accordance with the manufacturer's instructions as set out in their latest catalogue. The waterproofing additive shall comply with Clause 7165.
- .12 Construction joints in swimming pool shall have p.v.c. water bars. The water bars shall be fixed in accordance with the manufacturer's printed instructions.

PART NO. 2 (Ctd.)

TRADE PREAMBLES (Ctd.)

11.00

ROOFING

- .01 The Trade Preambles given in Pages K1-K19 shall apply.
- .02 The roof covering to roofs of sheds, shades, and the like unless otherwise specified in the Bill of quantities shall be 26 gauge pre-painted box profile roof sheeting fixed to mild steel zed purlins using galvanised J-Bolts and plastic washers. The washers and bolts shall comply with Clauses 3223 and 3224 respectively.
- .03 Rainwater down-pipes and fittings shall generally be supplied and fixed in accordance with Clauses 6111-6239.
- .04 All metal flashings, valley gutters and linings shall be of approved gauge pre-painted iron sheet metal made up and fixed in the best approved manner in accordance with Clauses 3620-3696.
- .05 Copings shall be in precast concrete and shall comply with Clauses 1770-1868. The mortar for bedding shall be cement and sand (1:4) and comply with Clauses 210-2136.
- .06 Covering to pitched roofs of public areas and bedroom blocks in hot areas like Mombasa and the like shall be "Harvey Thatch" roof tiles. The tiles and fittings shall comply with Clause 3122. The tiles shall be laid in accordance with the manufacturers printed instructions and to the approval of the Project Manager.
- .07 All verge tile, half tiles and ridge tiles shall be "Harvey Tiles" or other equal and approved tiles to match the roof tiles and shall be laid and fitted in accordance with the manufacturer's printed instructions and to the approval of the Project Manager.
- .08 Softwood tiling battens shall comply with Clause 3102. They shall be fixed to timber rafters in accordance with Clause 3155.
- .09 The polythene underlay shall be 1000 gauge and shall comply with Clause 3115. The underlay shall be laid in accordance with Clause 3152. The nails for fixing underlay shall comply with Clause 3137.
- .10 Matching accessories (ridges, ventilators etc.) shall also be provided to match roof sheets profile.
- .11 Polystyrene or other equal and approved type of filler blocking pieces where applicable shall be provided and secured with adhesive between both flanges of the ridging and the roof sheeting in order to block up the gaps within the corrugations. The Polystyrene shall comply with Clauses 3208.
- .12 All sundry materials for the roofing shall comply with Clauses 3140-3148.

POC
2011

PART NO. 2 (Ctd.)

TRADE PREAMBLES (Ctd.)

12.00

CARPENTRY

- .01 The Trade Preambles given in Pages L1-L13 shall apply.
- .02 The timber for carpentry work generally is to be Grade H sawn or wrot cypress or podocarpus of approved moisture content in accordance with Section 3720 and shall be treated with preservative and specified in Clause 3728.
- .03 The lower ends of all structural timber members shall be coated with bitumen before building into foundations, walling etc.
- .04 All structural joints shall be to the design and approval of the Structural Engineer and cut ends shall be treated as described in the foregoing before being put together. All joints shall be bound with hoop iron.
- .05 A Certificate of Treatment shall be provided in accordance with Clause 3730.

13.00

JOINERY

- .01 The Trade Preambles given in Pages M1-M21 shall apply.
 - .02 Softwood timber where required is to be Select (Prime Grade) wrot cypress of approved moisture content in accordance with Clause 4032 and treated with preservative as above.
 - .03 Hardwood timber generally is to be prime grade mahogany of approved moisture content and treated with preservative as above.
 - .04 All items of joinery shall have pencil rounded arises for protection against damage and for bedding frames and cills in cement and mortar.
 - .05 Holes for plugs shall be formed by using mansonry drills and fitting with proprietary plugs of the correct size, cutting holes with hammer and chisel will not be permitted.
 - .06 The joinery fittings are to be made up in the best approved manner in accordance with Clauses 3670-4691 and shall be manufactured to the Project Manager's details.
 - .07 Samples of each type of joinery fixtures have to be approved by the Project Manager before manufacturing of further items and the Project Manager shall be given Notice of the workshops where these are to be manufactured so that if required these can be inspected during manufacture and before delivery to the site.
 - .08 Doors, door frames, fanlight frames, architraves and beads shall be provided in accordance with the Project Manager's Door Schedule.
-
- .09 Flush doors shall be solid cored faced on both sides with imported plywood and hardwood lipped on all edges and shall comply with Clause 4564 and hung in accordance with Section 4640.
 - .10 Glazed panels in doors shall be in accordance with the Project Manager's drawings.

2000
20/11

PART NO. 2 (Ctd.)TRADE PREAMBLES (Ctd.)13.00 JOINERY (Ctd.)

- .11 Frames, linings, architraves and beads to flush doors shall be in wrot mahogany and shall comply with Clauses 4512 and 4624.
- .12 All door frames shall be fixed to walls using mild steel cramps.
- .13 Ironmongery for the works shall be fitted and fixed in the best approved manner in accordance with Clauses 4850-4898.
- .14 The fixing of ironmongery will be deemed to include for fixing with matching screws including cutting, sinking, boring morticing and fitting the ironmongery, removing before and refixing after painting and labelling and safe-guarding the keys to each lock.
- .15 All ironmongery shall be tested and be fully operative before the handing over of the works.
- .16 Generally all doors shall have ironmongery as indicated in the Door Schedule.
- .17 Joinery fittings to cupboards, drawers and associated ironmongery shall be provided in accordance with the Project Manager's details.
- .18 All ironmongery, veneer and laminated plastic sheeting shall be selected by or be subject to the approval of the Project Manager.
- .19 Veneered blockboard shall comply with Clauses 4065 and 4067 and shall be fixed in accordance with Sections 4160 and 4400.
- .20 Blockboard shall comply with Clauses 4057 and 4056 and shall be fixed in accordance with Section 4400.
- .21 Laminated plastic sheeting shall be "Formica" or other equal and approved plastic sheeting of an approved colour and texture and shall comply with Clause 4079 and shall be fixed in compliance with Clause 4168 and Section 4400.
- .22 Adhesive generally shall comply with Clauses 092 to 4096, 4162 and 4414.
- .23 Shelves shall be 25mm thick blockboard lipped on exposed edges with hardwood lipping, all in accordance with Clause 467 and shall be fixed to metal bearers in accordance with the Project Manager's drawings.

14.00 METALWORK

- .01 The Trade Preambles given in Pages P1-P11 shall apply.
- .02 All windows shall be purpose made large-pane Z-section steel casement glazed.
- .03 All windows shall be in accordance with the Project Manager's Schedule of Windows.
- .04 All steelwork shall be mild steel to B.S. 4360 Grade 43B and B.S. 449.

TRADE PREAMBLES (Ctd.)

14.00 METALWORK (Ctd.)

- .05 All steelwork shall be finished with one coat of zinc chromate and two coats of red oxide paint as specified in Clause 5911 prior to erection.
- .06 Steel and aluminium sections shall conform to Section 5530.
- .07 Fasteners and stays for the steel windows shall be of imported quality brass.
- .08 Aluminium frames shall conform to Clause 5917.
- .09 All aluminium sections shall comply with Clauses 5551 and 5553.
- .10 Aluminium sheets and plates shall comply with Clause 5591.
- .11 Fastenings for aluminium sections shall conform to Clauses 5671, 5618 and 5921.
- .12 All window frames shall have permanent vent slots as described with wire mesh mosquito proofing as Clause 5576.
- .13 Welding to aluminium will conform to Clause 5701.
- .14 All welds shall be neatly executed in accordance with Section 5680.
- .15 Bolts, screws, nuts and washers shall match the material of the section being secured and shall comply with Clauses 5622 and 5625. All holes for fixing screws shall be counter-sunk.
- .16 The fixing of metal windows shall include for assembling parts, bedding and pointing in mastic, building in fixing lugs and plugging, fitting and adjusting handles and fasteners on completion.
- .17 Metal window frames shall be bedded in an approved bedding compound in conformity with Clause 935 and shall be neatly pointed all round on completion with approved pointing sealant in compliance with Clause 5937 and left clean to the approval of the Project Manager.
- .18 Plugs shall conform to Clause 5927.

15.00 STRUCTURAL STEELWORK

- .01 The Trade Preambles given in Pages N1-N19 shall comply.
- .02 The Project Manager may require all structural steelwork to be carried out by an approved Sub-Contractor in accordance with Clauses 5002 and 5091.
- .03 All steel sections shall be hot rolled to comply with Clauses 5030 – 5036.
- .04 Steel plates shall comply with Clause 5052.
- .05 Bolts, nuts and washers shall comply with Clauses 5064.

500
22/11

- .06 Rag bolts and nuts shall comply with Clauses 5068.

2/10
PART NO. 2 (Ctd.)

TRADE PREAMBLES (Ctd.)

15.00 STRUCTURAL STEELWORK (Ctd.)


- .07 Steel plates shall comply with Clause 5052.
- .08 Shop drawings shall be prepared and submitted in accordance with Clause 5147.
- .09 Fabrication of the structural steelwork shall conform to Clauses 5100-5147.
- .10 All welding work shall be carried out in accordance with Clauses 5150-5173.
- .11 Bolting and rivetting shall be carried out in accordance with Clauses 5190-5221.
- .12 All structural steel shall be hot dip galvanised in accordance with Clause 5236 and shop primed in accordance with Clause 5231 before delivery to site.
- .13 Erection shall be carried out in compliance with Clause 5240-5261.
- .14 Testing of all structural steelwork shall be carried out in accordance with Clause 5271.

16.00 MECHANICAL SERVICES INSTALLATIONS

- .01 The Trade Preambles given in Pages Q1-Q24 shall apply.
- .02 All the Mechanical Services installations shall be carried out by a nominated and /or domestic Sub-Contractor in accordance with the Drawings, Specifications and Bills of Quantities prepared by the Project Manager's Services Engineers.
- .03 The Main Contractor shall arrange and monitor a Programme for the work of the Sub-Contractor and for all other Sub-Contracts affected by them. The Main Contractor shall ensure that all work and Builder's Work in connection is carried out in a sequence which will allow under-floor drains, piping in ducts, chases and the like leading to or from all sanitary fittings, hot or cold water tanks, gulley traps, vent pipes and the nearest manholes to be installed in their correct positions in order to minimise the amount of cutting of holes, chases, floor ducts, etc. as much as possible.
- .04 The Main Contractor shall carry out the Builder's Work in connection with the Sub-Contract including cutting or forming holes and chases and later making good.
- .05 The Trade Preambles on Pages Q4-Q8 will apply to rainwater pipes and gutters.
- .06 Rainwater downpipes and gutters and fittings shall comply with Clause 6121 and shall be fixed in accordance with Sections 6160 and 6190.
- .07 Roof outlets, gutter brackets, fixing and jointing materials shall be in accordance with Section 6140.
- .08 Testing of downpipes and gutters shall be carried out in accordance with Section 6230.

2/10

PART NO. 2 (Ctd.)TRADE PREAMBLES (Ctd.)

- 17.00 ELECTRICAL INSTALLATIONS
- .01 The Trade Preambles given in Pages R1-R4 shall apply.
- .02 The Electrical Installation work shall be executed by Nominated and / or domestic Sub-Contractors in accordance with the Sub-Contract document prepared by the Project Manager's Electrical Services Engineer.
- .03 The Builder's Work in connection with Electrical Installation shall be carried out by the Main Contractor and the Trade Preambles given in Pages R1-R4 relating to this work shall apply.
- .04 The Main Contractor should particularly note the Clause 6906 on Page R1 relating to the Programme and sequence of works.
- .05 All necessary pipe ducts and the like shall be built in as directed by the Project Manager in readiness for the Electrical Sub-Contractor.
- .06 All conduits, junction boxes and other requirements shall be built into the concrete floor and roofing slabs where required and adequate notice shall be given to the Electrical Sub-Contractor and the Project Manager to enable these to be positioned before concreting.
- 18.00 FLOOR, WALL AND CEILING FINISHES
- .01 The Trade Preambles given on Pages S1-S25 shall apply.
- .02 Finishes generally shall be of the best quality and workmanship and to the approval of the Project Manager.
- .03 If required by the Project Manager a sample panel or panels of any particular finish shall be prepared for his approval and once approved shall form the standard for all similar finishes.
- .04 The joints between different finishes shall be neatly and cleanly executed to the approval of the Project Manager.
- .05 All adjoining surfaces shall be fully protected against any splashing or other damage and such protection shall be afterwards removed and all surfaces made good to the approval of the Project Manager.
- .06 Attention is drawn to Clause 7697 wherein it is specified that the Main Contractor is responsible for preparing all sub-floors, screeds and other backgrounds to the satisfaction of the Sub-Contractor and Project Manager. The Main Contractor must ensure that all such surfaces are smooth level or to required even falls and levels and any cracks or hollows shall be filled with approved levelling compound to the satisfaction of the Sub-Contractor and Project Manager.
- .07 The finishes shall be as per the schedule of finishes appended to these Bills of Quantities.
- .08 Cement and sand screed paving shall be treated with Sodium Silicate in accordance with Clauses 7177 and 7417.
- 

- .09 The internal wall finish shall generally be cement, lime and sand (1:1:6) plaster.

2/12
PART NO. 2 (Ctd.)

TRADE PREAMBLES (Ctd.)

18.00 FLOOR, WALL AND CEILING FINISHES (Ctd.)

- .10 External wall finishes shall generally be of cement and sand (1:4) render.
- .11 Plastering and rendering shall be carried out in accordance with Clauses 7180-7307.
- .12 Soffits of concrete slabs and staircases shall generally be finished in minimum 12mm thick two-coat lime plaster and three coats plastic emulsion paint.
- .13 Sides and soffits of beams shall generally be finished in steel float plaster internally.
- .14 A neat "V"-groove shall be provided to all joints between plaster or render to walls and reinforced concrete element. 25mm x 30 s.w.g. hoop iron ties shall be cast into concrete elements at 500mm centres at all such joints to serve as ties for the walling.
- .15 Where specified "making good" shall include repairing and filling in cracks, interstices, holes etc. using an approved filler, rubbing or sanding down with sand paper or emery paper, wire brushing and generally restoring the work to match any similar approved work and preparing for repainting or receiving a new finish.

19.00 GLAZING

- .01 The Trade Preambles given on Pages T1-T6 shall apply.
- .02 All glazing shall be carefully executed by an approved Specialist Sub-Contractor.
- .03 Unless otherwise described, glazing to windows is generally 6mm thick clear sheet glass or obscure glass in accordance with Clauses 8326 and 8335 respectively.
- .04 Glazing shall be carried out in accordance with Clauses 8400-8417.
- .05 Glazing to metal windows and doors shall be carried out in accordance with Clauses 8420-8433 using first quality metal casement putty in accordance with Clause 8371.
- .06 All Puttying shall be neatly executed and all front and back puttying shall be to the full height of the frames and cut off cleanly with a putty knife and left perfectly smooth.
- .07 Glazing to timber doors and frames shall be carried out using hardwood timber beads in accordance with Clauses 8440-8461.
- .08 All exposed edges shall be rounded and polished in accordance with Clause 8382.
- .09 Glazing strips, channels and sealant compounds shall conform to Clause 8351.
- .10 Edge clearance and edge cover shall be in accordance with Clauses 8406 and 8407 respectively.
- .11 External glazing shall be weather tight in accordance with Clause 8402.

Handwritten signature and date: 20/11

PART NO. 2 (Ctd.)TRADE PREAMBLES (Ctd.)19.00 GLAZING (Ctd.)

- .12 Mirrors shall be supplied and fixed in accordance with Clause 8347 and 8418.
- .13 All broken or damaged glass or mirrors shall be replaced before practical completion and the surrounds redecorated to the Project Manager's approval.

20.00 PAINING AND DECORATING

- .01 The Trade Preambles given in Pages U1-U8 shall apply.
- .02 The whole of the work shall be carried out by an approved painter whose name must be submitted for approval by the Project Manager in accordance with Clauses 8501.
- .03 The paint treatment and colour will be selected by the Project Manager and shall be carried out to the full satisfaction of the Project Manager.
- .04 Samples of primers, paints, varnishes and all other treatments to be used in the works shall be submitted to the Project Manager for approval before commencement.
- .05 All backs of timber frames to doors or other joinery surfaces adjoining masonry, concrete block or clay block walling shall be primed as described in Clauses 8512, 8755 and 8756.
- .06 The metal casement putty to all windows shall be primed with one coat approved aluminium primer as soon as the putty is dry, in preparation for finishes.
- .07 Plastered external wall surfaces generally shall be painted with three coats permaplast paint.
- .08 Internal walls are to be painted with three coats of plastic emulsion paint.
- .09 Ceilings are to be painted with three coats of plastic emulsion paint.
- .10 Surfaces of mahogany veneered flush doors and associated frames shall be primed and finished with three coats of two-pack polyurethane.
- .11 All hardwood timber work is to be varnished with three coats of two pack polyurethane varnish.
- .12 All paint shall be from an approved manufacturer.
- .13 All softwood and blockboard timber surfaces generally are to be painted with two undercoats and one finishing coat gloss oil paint.
- .14 All exposed steelwork shall generally be primed with a plumbatic primer and finished in two undercoats and one finishing coats of gloss oil paint.
- .15 All manhole covers shall be finished in one coat of black bituminous paint.

PART NO. 2 (Ctd.)TRADE PREAMBLES (Ctd.)20.00 PAINTING AND DECORATING (Ctd.)

- .16 All external wall plinths shall be finished in two coats of black bituminous paint.
- .17 Where cracks etc. in walling or plaster are repaired, the whole of the panel or "area affected shall be" repainted to the Project Manager's satisfaction.

21.00 EXTERNAL WORKS

- .01 The external works generally shall be carried out in accordance with the Foregoing Trade Preambles where applicable and the Trade Preambles given on Pages V1-V16 and Access Road 1 - Access Road 13.

22.00 DRAINAGE

- .01 The Trade Preambles on Pages V1-V11 shall apply.
- .02 Attention is drawn to items .01 to .03 of the foregoing Trade Preambles for Plumbing and Engineering Installations.
- .03 All excavations and backfilling in black cotton soil shall be carried out in accordance with Clause 9011, 9140 to 9155 and 9280 to 9298.
- .04 Excavations and backfilling in black cotton soil shall be carried out in accordance with Clause 9149. Selected fill shall be in accordance with Clauses 9103 No. 9195.
- .05 The topsoil shall be excavated, kept separate in spoil heaps, re-excavated and spread and levelled as described in Clauses 0691 and 0784.
- .06 Surplus material after backfilling shall be spread and levelled or otherwise disposed off as described in Clauses 0622 and 0782. Surplus rock shall be used as filling materials where directed or shall be removed from site if so directed.
- .07 Pipes are to be bedded and laid in trenches in accordance with Clause 9162 and 9164.
- .08 Pipes and fittings shall generally be Golden Brown unplasticised polyvinyl chloride (U.P.V.C.) pipes Class 41 to comply with B.S. 4660 (1973/78) and B.S. 3481 (1977). The joints shall be chamfered spigot and ring seal socket with elastomeric sealing ring in accordance with B.S. 2494 and Clauses 9032 and 9221.
- .09 Pipes under buildings, roads and parking areas where specified shall be cast iron spigot and socket pipes to comply with B.S. 4472 and in accordance with Clause 9051.
- .10 Beds and surround to pipes shall be in accordance with Clauses 9160-9199.
- .11 Drain pipes shall generally be bedded and surrounded in granular material in accordance with Clauses 9101, 9173 and 9174. P.V.C. pipes must not be surrounded with concrete.


De
20/11

PART NO. 2 (Ctd.)TRADE PREAMBLES (Ctd.)22.00 DRAINAGE (Ctd.)

- .12 Where directed pipes shall be bedded and surrounded in Type 'C' concrete bed and surround in accordance with Clauses 9132, 9178 and 9183. The concrete bed and surround shall comply with Clauses 9105 and 9167. Where the ground is of low bearing capacity, the concrete bed is to be reinforced in accordance with Clause 9197. The backfilling around pipes having a concrete bed and surround shall be in accordance with Clauses 9285 and 9281.
- .13 Gulley traps shall be bedded and surrounded in accordance with Clause 9199.
- .14 Manholes shall be constructed in accordance with Clauses 9240 to 9261. Cast iron manholes covers and frames shall comply with Clause 9081 and steps irons shall comply with Clauses 9087.
- .15 Concrete blocks for manholes and culvert headwalls shall be built in Group I cement/lime putty/sand mortar (1:1:3 mix) as in Clause 2114. Cement for mortar and internal render to manholes shall be sulphate resisting Portland Cement as Clause 1082. All exposed blockwork shall be rendered with cement and sand (1:5) mortar as Clause 7047.
- .16 Invert block drains and side slabs shall conform to Clause 9072 and shall be laid as specified on the drawings and directed by the Project Manager.
- .17 The banks to both sides of stormwater drains shall be cleared, trimmed and grassed in accordance with Clause 9155.
- .18 Culvert pipes shall be spun concrete pipes of the specified diameter having 'ogee' joints and shall comply with Clauses 9034 and 9072.
- .19 The testing of the drainage shall be carried out in accordance with Clauses 9270-9279.

23.00 ROADS AND PARKING AREA

- .01 The Trade Preambles given in Pages "Access Roads 1" to "Access Roads 13" shall apply to the service yard and road.
- .02 Materials generally shall be in accordance with Clauses 9630 to 9655 and 9730 to 9779.
- .03 Workmanship generally shall be in accordance with Clauses 9670 to 9716 and 9800 to 9895.



NO	PRELIMINARIES DESCRIPTION	AMNT (KSh)
A	<p>BILL NO. 2 PRELIMINARY PARTICULARS <u>NAME OF PARTIES</u></p> <p>The "Employer" is : Kenya Power & Lighting Co. Ltd P.O. Box 30099 - 00100 <u>NAIROBI</u></p> <p>The term "Employer" and "Kenya Power" and "Kenya Power & Lighting Co. Ltd" wherever used in the contract document shall be synonymous</p> <p>The "Project Manager" is : The Manager, Administration & Property, HR& Administration Kenya Power & Lighting Co. Ltd P.O. Box 30099 - 00101 <u>NAIROBI</u></p> <p>The "Project Officer " is : The Kenya Power Principal Projects Officer Administration & Property, HR& Administration Kenya Power & Lighting Co. Ltd P.O. Box 30099 - 00101 <u>NAIROBI</u></p> <p>The "Project Quantity Surveyor" is : The Kenya Power Quantity Surveyor, Administration & Property, HR& Administration Kenya Power & Lighting Co. Ltd P.O. Box 30099 - 00101 <u>NAIROBI</u></p>	
B	<p><u>DESCRIPTION OF SITE</u></p> <p>The site is located at the Kenya Powers Machakos substation within Kenya Israel area and adjacent to KMTC college; approximately 10 km off the Mombasa - Nairobi highway at Machakos junction.</p> <p>The Contractor shall obtain the Project Manager's approval for the siting of all temporary buildings, spoil heaps, temporary paths and storage areas for materials.</p> <p>The Contractor shall visit the Site to acquaint himself with its nature and position, the nature of the ground, substrata and other local conditions, position of power and water supplies, access roads or any other limitations, and no claims for extras will be considered on account of lack of knowledge in this respect.</p> <p>The Contractor must obtain the Project Manager's approval and directions regarding the use of any materials found on the site.</p>	
C	<p><u>ACCESS TO SITE</u></p> <p>Access to site shall be as directed by the Project Manager. The Contractor shall strictly observe police & NTSA regulations regarding traffic movement.</p>	
Preliminaries	Carried to collection	KShs.

2009
22/11

NO	PRELIMINARIES DESCRIPTION	AMNT (KSh)
A	<p><u>WORKING AND STORAGE SPACE</u></p> <p>Working and storage space will be confined to the area designated by the Project Manager within the plot boundary.</p>	
B	<p><u>WORKING HOURS</u></p> <p>The Work must be carried out to cause the minimum inconvenience to the occupants of the adjoining premises. In particular, no hammering, mechanical drilling or other unduly noisy work may be commenced before 8.00 a.m. or continued after 6.00 p.m. without prior approval of the Project Manager.</p>	
C	<p><u>DESCRIPTION OF THE WORKS</u></p> <p>The Works comprise but not limited to the following</p> <ul style="list-style-type: none"> a) Excavations and earthworks b) Concreting works c) Masonry works d) Roofing works e) Finishes (Walls, ceilings, floors and pavements) f) Rain water goods g) Concrete paving works h) Boundary wall j) Yard concreting <p><u>Services</u></p> <ul style="list-style-type: none"> a) The services include installation of electrical fittings, internal plumbing, drainage and sanitary fittings, ICT structured cabling, fire alarm system <p><u>External Works</u></p> <p>Including but not limited to yard paving, driveways and parkings</p> <p>All as per drawings and Bills of Quantities.</p>	
D	<p><u>SUFFICIENCY OF TENDER</u></p> <p>The Contractor shall be deemed to have satisfied himself before tendering as to the correctness and sufficiency of his Tender for the Works and of the rates and prices stated in the Priced Bills of Quantities, which rates and prices shall cover all his obligations under the Contract and all matters and things necessary for the proper completion and maintenance of the Works.</p>	
E	<p><u>STAMP CHARGES</u></p> <p>The Contractor shall allow for the payment of all Stamp Charges in connection with the Surety and Contract Agreement.</p>	
	<p>Preliminaries Carried to collection KShs.</p>	

NO	PRELIMINARIES DESCRIPTION	AMNT (KSh)
<u>GENERAL MATTERS</u>		
A	<u>DEFINITIONS AND ABBREVIATIONS</u>	
	<p>Terms used in these Bills of Quantities shall be interpreted as follows:</p> <p>"Approved" Shall mean approved by the Project Manager.</p> <p>"as directed" Shall mean as directed by the Project Manager.</p> <p>"B.S." Shall mean the current British Standard specifications published by the British Standards Institution, 2 Park Street, London W.I., England.</p> <p>"CM." Shall mean Cubic Metres.</p> <p>"SM." Shall mean Square Metres.</p> <p>"LM." Shall mean Linear Metres.</p> <p>"MM" Shall mean Millimetres.</p> <p>"KG." Shall mean Kilogramme.</p> <p>"NO." Shall mean Number.</p> <p>"M.S" Shall mean Measured Separately</p> <p>PRS or Prs Shall mean Pairs</p> <p>a.b.d Shall mean as before described</p> <p>KS Kenya Standards</p> <p>Ditto or Do Shall mean the whole of the preceding description except as qualified in the description in which it occurs.</p> <p>NTSA Shall mean National Transport & Safety Authority of Kenya</p> <p>E.o Shall mean Extra Over</p> <p>bsm Shall mean both sides measured</p>	
B	<u>PROGRESS SCHEDULE</u>	
	<p>The Contractor shall, upon receiving instructions to proceed with the Works, draw up a time and progress Schedule setting out the order in which the Works are to be carried out with the appropriate dates thereof. This Time and Progress schedule is to be agreed with the Project Manager and no deviation from the order set out in this Schedule will be permitted without the written consent of the Project Manager. The Main Contractor will be responsible for arranging the above programme with all Sub-Contractors including the Nominated Sub-Contractors and Nominated Suppliers.</p>	
	<p>Preliminaries Carried to collection KShs.</p>	

Handwritten signature and date: 20/11

NO	PRELIMINARIES DESCRIPTION	AMNT (KSh)
A	<p><u>FIGURED DIMENSIONS</u></p> <p>Figured dimensions are to be followed in preference to dimensions scaled from the Drawings, but wherever possible dimensions are to be taken on the Site or from the Buildings. Before any Work is commenced by Sub-Contractors or Specialist Firms, dimensions must be checked on the Site and/or buildings and agreed with the Contractor, irrespective of the comparable dimensions shown on the Drawings. The Contractor shall be responsible for the accuracy of such dimensions.</p>	
B	<p><u>PROVISIONAL WORK</u></p> <p>All "Provisional" and other work liable to adjustment under this Contract shall be left uncovered for a reasonable time to allow all measurements needed for such adjustment to be taken by the Quantity Surveyor. Immediately the work is ready for measurement, the Contractor shall give notice to the Quantity Surveyor.</p> <p>If the Contractor makes default in these respects he shall, if the Project Manager so directs, uncover the work at his own expense to enable the measurements to be taken.</p>	
C	<p><u>EXISTING SERVICES</u></p> <p>Prior to commencement of any work the Contractor is to ascertain from the relevant Authorities the exact position, depth and level of all existing electric cables, water pipes or other services in the area and he shall make whatever provisions may be required by the Authorities concerned for the support and protection of such services. Any damage or disturbance caused to any services shall be reported immediately to the Project Manager and the relevant Authority and shall be made good to their satisfaction at the Contractor's expense.</p>	
D	<p><u>TRANSPORT TO AND FROM THE SITE</u></p> <p>The Contractor shall include in his prices for the transport of materials workmen, etc., to and from the Site of the Proposed Works, at such hours and by such routes and vehicles as are permitted by the Authorities and in particular by the Transport Licensing Board and / or the National Transport & Safety Authority ,</p>	
E	<p><u>PUBLIC AND PRIVATE ROADS, PAVEMENTS, ETC</u></p> <p>The Contractor will be required to make good, at his own expense any damage he may cause to the present road surfaces and pavements within or beyond the boundary of the Site, during the period of the Works. In particular, all existing trees, shrubs, plants. etc., which may be destroyed or damaged during the progress of the Works are to be made good by the Contractor to the approval of the Project Manager.</p>	
F	<p><u>POLICE REGULATIONS</u></p> <p>The Contractor is to allow for complying with all instructions and regulations of the police Authorities.</p>	
	<p>Preliminaries Carried to collection KShs.</p>	

Handwritten signature and date: 20/1/11

NO	PRELIMINARIES DESCRIPTION	AMNT (KSh)
A	<p><u>ENVIRONMENTAL REGULATIONS</u></p> <p>The Contractor shall observe all the requirements of the National Environment Management Authority (NEMA) and especially those conditions given in the Project's Environmental Impact Assessment Report Approved by NEMA. The Contractor shall collaborate with the Environmental Impact Assessment (EIA) expert to ensure that proposed mitigation measures are adhered to during construction phase and where necessary appropriate mending up activities undertaken and the same reported back to NEMA as required.</p> <p>In particular the Contractor shall give special emphasis to control dust. The Contractor shall provide all necessary dust screens to prevent dust from the construction works affecting neighbouring property. The dust screens shall be approved by the Project Manager and be acceptable to NEMA officials. The Contractor shall also control dust on site by appropriate watering of the sources of dust.</p> <p>The Contractor shall put emphasis on controlling noise, vibrations and occupational hazards. The provisions of the Occupational Safety and Health Act No. 15 of 2007 must be strictly observed.</p> <p><u>CONTRACTORS' SUPERINTENDENCE</u></p> <p>The Contractor shall constantly keep on the Works a literate English-speaking Agent or Representative, competent and experienced in the kind of work involved, who shall give his whole time to the superintendence of the Works. Such Agent or Representative shall receive on behalf of the Contractor, directions and instructions from the Project Manager and such directions and instructions shall be deemed given to the Contractor in accordance with the conditions of the Contract. The Agent shall not be replaced without the specific approval of the Project Manager.</p> <p>It is to be a specific condition of this Contract that the successful Tenderer shall provide on Site throughout the period of construction until the Date for Practical completion a suitably qualified, experienced and competent person to ensure that the works are carried out to the standard required by the specification and detailed on the Drawings; and shall ensure that upon any termination of employment a suitable replacement is found.</p> <p><u>CONTRACTORS' SUPERINTENDENCE -(CONTINUED)</u></p> <p>Before the Tenderer's offer is accepted the Project Manager may personally interview the Contractor's proposed Representative.</p> <p>A curriculum vitae of past experience and qualifications must be provided for the Project Manager's scrutiny.</p> <p>The Project Manager's decision will be final regarding the suitability of the proposed Representative.</p>	
	<p>Preliminaries</p> <p>Carried to collection</p> <p>KShs.</p>	

Handwritten signature and date: 28/11

NO	PRELIMINARIES DESCRIPTION	AMNT (KSh)
A	<p><u>WATER</u></p> <p>All water shall be fresh, clean and pure, free from earthy, vegetable or organic mater, acid or alkaline substances in solution or suspension</p> <p>The Contractor shall provide at his own risk and cost all water for use in connection with the Works (including the work of Sub-Contractors). The Contractor shall provide at his own expense all temporary distribution pipes, storage tanks, metres, etc., and he shall clear away same upon completion of the Works.</p>	
B	<p><u>LIGHTING AND POWER</u></p> <p>The Contractor shall provide at his own risk and cost all artificial lighting and power for use on the Works, including all Sub-Contractors' and Specialists' requirements and including all temporary connections, wiring, fittings, etc., and clearing away on completion. The Contractor shall pay all fees and obtain all permits in connection therewith.</p>	
C	<p><u>SAFETY</u></p> <p>The Contractor shall comply at all times with the requirements of the Factory Act (Cap 514), Building Construction Rules, Supplement 18, Legal Notice No.40 dated April, 1984 and ensure that the safety of his workpeople and authorised visitors to the Site is protected at all times. In particular there shall be proper provision of planked footways and guard-rails to scaffolding, etc., protection against falling materials and tools and the Site shall be tidy and clear of dangerous rubbish.</p> <p>The Contractor shall appoint a safety officer as required by the Factory Act and notify the Factory Inspector of his name. the safety Officer shall be on Site at all times and all directions given by the Project Manager to the Safety Officer shall be deemed to be Project Manager's Instructions, and shall be complied with promptly without additional cost to the contract.</p> <p>Occupational Safety and Health Act no. 15 of 2007 must also be complied with</p> <p>The Project Manager shall be empowered to suspend work on the Site should he consider these conditions are not being observed, and no claim arising from such suspension will be allowed.</p>	
D	<p><u>PROTECTIVE CLOTHING</u></p> <p>The Contractor shall provide all protective or any other special clothing or equipment for his employees that may be necessary.</p> <p>This shall include, inter-alia, safety helmets, gloves, goggles, earmuffs, gumboots, overalls, etc., according to the type of work. The Contractor shall ensure that safety helmets are worn by all staff at all times.</p>	
	<p>Preliminaries</p> <p>Carried to collection</p> <p>KShs.</p>	

Handwritten signature and date: 2/11

NO	PRELIMINARIES DESCRIPTION	AMNT (KSh)
A	<p><u>PROVISIONAL SUMS</u> The term "Provisional Sum" wherever used in these Bills of Quantities shall have the meaning stated in Section A Item A7(i) of the Standard Method of measurements</p>	
	<p>Such sums are net and no addition shall be made to them for profit.</p> <p><u>ADJUSTMENT OF PROVISIONAL SUMS</u> In the final account all provisional sums shall be deducted and the value of the work properly executed in respect of them upon the Project Manager's order added to the contract sum. Such work shall be valued as described for variations in variation clause of the conditions of contract, but should any articles for the work be executed by a Nominated Sub-Contractor, or any articles for the work be supplied by a Nominated Supplier, the Value of such work or articles shall be treated as a P.C. sum and profit and attendance comparable to that contained in the priced Bills of Quantities for similar items added.</p> <p><u>PRIME COST (OR P.C.) SUMS</u> The term "Prime Cost Sum" or "P.C. Sum" wherever used in these Bills of Quantities shall have the meaning stated in Section A item A7(ii) of the Standard Method of Measurements Persons or firms Nominated to execute the work or to provide and fix materials or goods as stated in the Conditions of Contract are described herein as Nominated Sub-Contractors. Persons or firms so nominated to supply goods or materials are described as Nominated suppliers.</p> <p><u>ADJUSTMENT OF P.C. SUMS</u> In the final account all P.C. sums shall be deducted and the amount properly expended upon the Project Manager's order in respect of each of them added to the contract sum. The Contractor shall produce to the Project Manager such quotation, invoices or bills properly receipted as may be necessary to show the actual details of the sums paid by the contractor. Items of profit upon P.C. sums shall be adjusted in the final account prorata to the amount paid. Items of Attendance following P.C. Sums shall be adjusted prorata to the physical extent of the work executed (not prorata to the amount paid) and this shall apply though the Contractor's Bills shows a percentage in the rate column in respect of them. Should the Contractor be permitted to tender and his tender be accepted for any work which a P.C. sum is included in these Bills of Quantities, profit and attendance will be allowed at the same rate as it would if the work were executed by a Nominated Sub-Contractor.</p> <p><u>MATERIALS AND WORKMANSHIP</u></p> <p><u>GENERALLY</u> All materials shall be new unless otherwise directed or permitted by the Project Manager and in all cases where the quality of goods or materials is not described or otherwise specified, is to be the best quality obtainable in the ordinary meaning of the word "best" and not merely a trade signification of that word.</p> <p>All materials and workmanship shall, unless otherwise specified or described, conform to the appropriate British Standard Institution specification and/or Kenya Standards current at the date of tender.</p>	
	<p>Preliminaries</p> <p style="text-align: center;">Carried to collection.</p> <p style="text-align: right;">KShs.</p>	

Handwritten signature and date: 20/11

NO	PRELIMINARIES DESCRIPTION	AMNT (KSh)
	<p>The Contractor shall order all materials to be obtained from overseas immediately after the Contract is signed and shall also order materials to be obtained from local sources as early as necessary to ensure that such materials are on Site when required for use in the Works.</p> <p>The Contractor shall be responsible for and shall replace or make good at his own expense any materials lost or damaged.</p> <p>The Works throughout shall be executed by skilled workmen well versed in their respective trades.</p>	
A	<p><u>REJECTED WORKMANSHIP OR MATERIALS</u> Any workmanship or materials not complying with the specific requirements or approved samples or which have been damaged, contaminated or have deteriorated, must immediately be removed from the Site and replaced at the Contractor's expense, as required.</p>	
B	<p><u>PROPRIETARY MATERIALS</u> Where proprietary materials are specified herein-after the contractor may propose the use of materials of other manufacturer but equal quality for approval by the Project Manager.</p> <p>All materials and goods, where specified to be obtained from a particular manufacturer or supplier are to be used or fixed strictly in accordance with their instructions.</p>	
C	<p><u>SAMPLES</u> The Contractor shall furnish within the first two weeks of site take over and before work commences and at</p>	
D	<p><u>CONCRETE TESTS</u> Concrete test cubes, will not be required under these works; any concrete works Must be done in the presence of the Project Manager or his/her representative</p>	
E	<p><u>OTHER MATERIAL TESTS</u> The Contractor shall allow for providing samples of all other materials such as reinforcement bars, building sand, cement, building stone, concrete blocks, hardcore, etc, that may be requested by the Project Manager or Engineer for testing. He shall allow for the delivery of the same to the testing Laboratory(ies)), pay the testing fees and any other costs that may be required and arrange for test certificates to be sent directly to the Project Manager or Engineer by the testing Laboratory. Under no circumstances will the Contractor be paid for such tests if he does not allow for that here</p>	
	<p>Preliminaries Carried to collection KShs.</p>	

Handwritten signature and date: 20/11

NO	PRELIMINARIES DESCRIPTION	AMNT (KSh)
A	<p><u>PROGRAM OF WORKS</u></p> <p>The Contractor shall allow in his programme for the following 11 public holidays per calendar year in Kenya.</p> <ol style="list-style-type: none"> 1. New Year's Day (1st January) 2. Good Friday 3. Easter Monday 4. Labour Day (1st May) 5. Madaraka Day (1st June) 6. Idd Ul Fitr 7. "Utamaduni" Day (10th October) 8. Mashujaa Day (20th October) 9. Jamhuri day (12th December) 10. Christmas Day (25th December) 11. Boxing Day (26th December) <p>The Contractor should also allow per calendar year for a further 2 unspecified public holidays which may be announced by the Government of Kenya with no prior notification.</p>	
B	<p><u>MINISTRY OF HEALTH REGULATIONS</u></p> <p>The Contractor shall adhere to the interim guidelines and protocols for SARS-CoV 2 and COVID 19 which were developed in response to the new Coronavirus Disease 2019. The adherence to these guidelines shall include any periodical updated guidelines by the said MoH - Kenya</p>	
	<p><u>TEMPORARY WORKS</u></p>	
C	<p><u>OFFICE AND SHEDS</u></p> <p>The Contractor shall erect and maintain temporary office accommodation for his own use, and ample temporary watertight sheds for the proper storage and protection of materials and for the use of artisans and remove when ordered. Floors of sheds shall be at least 150mm above ground level.</p>	
D	<p><u>SANITATION</u></p> <p>The Contractor shall provide the necessary sanitation for his staff and workmen to the requirements and satisfaction of the Health Authorities and maintain the same in a thoroughly clean and sanitary condition and pay all conservancy fees during the period of the Works and remove when no longer required.</p>	
E	<p><u>SECURITY</u></p> <p>The Contractor shall be responsible for the security of the works in every respect and in particular it shall be the Contractor's responsibility to ensure that each of his workers security is guaranteed while working on the site and in such manner as is acceptable by KPLC</p> <p>The Contractor shall also accept liability for and bear the cost of failure to provide security for the works and workers as per the conditions of this contract once entered into</p>	
Preliminaries	Carried to collection	KShs.

NO	PRELIMINARIES DESCRIPTION	AMNT (KSh)
A	<p><u>WORKING DRAWINGS</u></p> <p>Allow for preparation and approval of final set of working drawings in A1 size; using the attached drawings, all by a licenced Architect & licenced Structural Engineer where necessary including all necessary county government's approvals within the first two (2No.) weeks after contract signing; or as may be agreed upon by the Project Manager</p>	
B	<p><u>ALTERATIONS TO BILLS, PRICING, ETC.</u></p> <p>Any unauthorised alteration or qualification made to the text of the Bills of Quantities may cause the Tender to be disqualified and will in any case be ignored. The Contractor shall be deemed to have made allowance in his prices generally to cover any items against which no price has been inserted in the priced Bills of Quantities. All items of measured work shall be priced in detail and the Tenders containing Lump Sums to cover trades or groups of work must be broken down to show the price of each item before they will be accepted.</p>	
C	<p><u>PLANT, TOOLS AND SCAFFOLDING</u></p> <p>The Contractor shall provide all necessary hoists, tackle, plant, vehicles, tools and appliances of every description for the due and satisfactory completion of the Works and shall remove same on completion.</p> <p>The Contractor shall provide, erect and maintain all temporary scaffolding, sufficiently strong and efficient for the due performance of the Works, including Sub-Contract works, provide special scaffolding as and when required during the Works and remove on completion and make good.</p> <p>Such scaffolding shall be constructed of tubular steel or timber of sufficient scantlings and be provided with planked footways and guard-rails to approval.</p> <p>All such plant, tools and scaffolding shall comply with all regulations whether general or local, in force throughout the period of the contract and shall be altered or adapted during the Contract as may be necessary to comply with any amendments in or additions to such regulations.</p> <p>Scaffolding is not measured hereinafter, and the Contractor must allow here</p>	
D	<p><u>EXISTING AND ADJACENT PROPERTY</u></p> <p>The Contractor must take all steps necessary to safeguard existing and adjacent property, make good at his own expense any damage to persons or property caused thereon, and hold the Employer indemnified against any such claim arising.</p> <p>The Contractor will be held fully responsible for the safety of the existing and adjacent buildings and for any damage caused in consequence of these Works. He must reinstate all damage at his own expense and indemnify the Employer against any loss.</p> <p>The Contractor must take such steps and exercise such care and diligence as to minimise nuisance from dust, noise or any other cause to the occupiers of the existing and adjacent property.</p>	
	<p>Preliminaries</p> <p>Carried to collection</p> <p>KShs.</p>	

[Handwritten signature]
20/11

NO	PRELIMINARIES DESCRIPTION	AMNT (KSh)
A	<p>INSURANCE</p> <p>The Contractor shall insure as required in the Conditions of Contract. No payment on account of the work executed will be made to the Contractor until he has satisfied the PROJECT MANAGER either by production of an Insurance Policy or and Insurance Certificate that the provision of the foregoing Insurance Clauses have been complied with in all respects. Thereafter the PROJECT MANAGER shall from time to time ascertain that premiums are duly paid up by the Contractor who shall if called upon to do so, produce the receipted premium renewals for the PROJECT MANAGER's inspection.</p>	
B	<p>LABOUR CAMPS</p> <p>No labour, with the exception of watchmen may be housed on the site and the Contractor shall allow for all transport and other charges in moving labour to and from site at such hours and by such routes as are permitted by the Authorities. The Contractor shall provide, erect and maintain satisfactory housing for the watchmen and shall remove same on completion of the works.</p>	
C	<p>HOARDING</p> <p>The Contractor shall enclose the Site with a hoarding 2.40 metres high, with openings and gates as required, constructed of substantial timbers to approval and covered with new Galvanised iron corrugated sheeting painted to approval.</p>	
D	<p>TEMPORARY ROADS</p> <p>The Contractor shall provide where directed all temporary access roads, tracks and paths necessary for the execution of the Works, including making good when no longer in use.</p>	
E	<p>SIGNBOARD</p> <p>The Signboard and lettering on same for the display of the General and Sub-Contractor's names shall be of an approved size with the Employer's name painted thereon. The Project Manager's name shall be printed in letters not exceeding 100mm in height all to the Project Manager's design. No other signboard or advertising will be permitted.</p>	
<u>NOMINATED SUB-CONTRACTORS AND SUPPLIERS</u>		
F	<p>NOMINATED SUB-CONTRACTORS</p> <p>The Contractor shall be responsible for Nominated Sub-Contractors in every respect and in particular it shall be the Contractor's responsibility to ensure that each Sub-Contractor commences and completes the work in such manner and is ready on the Site with his materials, labour and special plant at such times so as to conform with the progress Schedule, as specified previously, and so ensure satisfactory progress.</p> <p>The Contractor shall also accept liability for and bear the cost of General Attendance on Nominated Sub-Contractors which shall be deemed to include for:</p>	
	<p>Preliminaries Carried to collection KShs.</p>	

Handwritten signature and date: 20/11

NO	PRELIMINARIES DESCRIPTION	AMNT (KSh)
	<p><u>NOMINATED SUB-CONTRACTORS - CONTINUED</u></p>	
	<p>Allowing the use of standing scaffolding, maintenance and alteration of all scaffolding, retention of all scaffolding until such time as all relevant Sub-Contractors' works are complete and removal of all scaffolding on completion. Providing space for office accommodation, and for storage of plant and materials; allowing use of sanitary accommodation; the supply of all necessary water, and lighting; and clearing away all rubbish.</p>	
	<p>The items for "General Attendance" given herein-after following P.C. Sums in respect of Sub-Contractors' work shall be deemed to include all the above.</p>	
	<p>The Contractor shall also accept liability for and bear the cost of Special Attendance on Nominated Sub-Contractors which shall include for one or more of the following:</p>	
	<p>Unloading, storing, hoisting, placing in position, providing power, provision of special scaffolding.</p>	
	<p>The items of "Special Attendance" given herein-after following P.C. Sums shall include any one or more of the above items as set out in the particular reference.</p>	
	<p>Cutting away for and making good after the work of Sub-Contractors as may be required will be measured and valued separately by the Surveyor.</p>	
A	<p><u>NOMINATED SUPPLIERS</u></p>	
	<p>The cost of "Fix only" materials to be obtained from Nominated Suppliers which are covered by prime Cost or Provisional Sums shall include for taking delivery where directed, checking with invoices or indents, reporting and claiming damages for shortages and damaged goods, defraying demurrage signing for as having been received in good order, transporting, unloading, storing, covering and protecting until the time of fixing, unpacking, replacing anything lost or damaged, sorting, assembling, hoisting to required levels and fixing as described.</p>	
	<p>Before placing any orders with Nominated Sub-Contractors or Nominated Suppliers the Contractors must ascertain that the terms and conditions of the quotations and the dates of delivery of materials or execution of works comply with the terms of Contract and the Progress Schedule.</p>	
B	<p><u>PRIME COST RATES</u></p>	
	<p>Where description of items include a P.C. rate per unit this rate is to cover the nett supply of the unit only. The Contractor's price must include for the cost of the unit at the rate stated, plus waste, taking delivery, storage, fixing in position, profit and overheads.</p>	
	<p>The actual nett cost per unit will be adjusted within the Final Account against the P.C. rate stated.</p>	
	<p>Preliminaries</p>	<p>Carried to collection KShs.</p>

000
28/11

NO	PRELIMINARIES DESCRIPTION	AMNT (KSh)
A	<p><u>PROTECTION</u></p> <p>The Contractor shall cover up and protect from damage, including damage from inclement weather, all finished work and unfixed materials, including that of Sub-Contractors, etc., to the satisfaction of the Project Manager until the completion of the Contract, and carefully preserve all trees or bushes on or near the Site.</p>	
B	<p><u>CLEANING</u></p> <p>The Contractor shall, upon completing of the Works, at his own expense, remove and clear away all surplus excavated materials, plant, rubbish and unused materials and shall leave the whole of the Site and Works in a clean and tidy state to the satisfaction of the Project Manager, including clearing away and making good all traces of temporary access roads, offices, sheds camps, etc. Particular care shall be taken to leave clean all floors and windows and to remove all rubbish and dirt as it accumulates. The Contractor is to find his own dump and shall pay all charges in connection therewith.</p>	
C	<p><u>TRAINING LEVY</u></p> <p>The Contractor's attention is drawn to legal Notice No. 237 of October, 1971, which requires payment by the Contractor of Training Levy on all Contracts of more that 50,000/- in value and his Tender must include for all costs arising therefrom.</p>	
D	<p><u>STANDARD LEVY (STANDARDS ACT- CAP 496)</u></p> <p>The Contractor's attention is drawn to legal Notice No. 267 of 2nd June, 1990 which requires payment by the Contractor of the Standards Levy at a rate of 0.2% of the contract sum less allocation for prime cost sums and provisional sums, subject to a ceiling of KShs. 400,000.00 per annum. The Contractor must therefore include for all costs (if any) arising or resulting therefrom.</p>	
E	<p><u>NATIONAL CONSTRUCTION AUTHORITY LEVY (NCA)</u></p> <p>The contractor shall comply with any required NCA approvals including any costs associated with execution of the works and registration of project.</p>	
F	<p><u>DEVELOPMENT APPROVALS</u></p> <p>The contractor shall allow for all necessary county government permits & approvals ie KENHA, KURA with regard to these works. No claim for failure to comply with county governments requirements shall be Allow for all necessary permits/approvals by the County Government of Machakos Allow for preparation and approval of final set of working drawings in A1 size; using the attached drawings; all by a registered Architect & registered Structural Engineer including all necessary County Government approvals within the first two (2N0.) weeks after contract signing</p>	
G	<p><u>VALUE ADDED TAX</u></p> <p>The Contractor's attention is drawn to the Finance Act 1993 and subsequent ammendments thereof which requires payment by the Contractor of Value Added Tax (VAT) on construction services rendered. Whether VAT is added at the grand summary page or inclusive in the rates, The tender sum as stated in the form of tender shall be deemed to be inclusive of VAT unless otherwise stated in the tender document and specifically in the KPLC online tendering portal.</p>	
	<p>Preliminaries Carried to collection KShs.</p>	

Handwritten marks and signature at the bottom right corner.

NO	PRELIMINARIES DESCRIPTION	AMNT (KSh)
	<u>COLLECTION</u>	
	From page No. P/1	
	" " " P/2	
	" " " P/3	
	" " " P/4	
	" " " P/5	
	" " " P/6	
	" " " P/7	
	" " " P/8	
	" " " P/9	
	" " " P/10	
	" " " P/11	
	" " " P/12	
	" " " P/13	
	<u>TO GRAND SUMMARY</u> <u>AT END OF BILLS</u>	
	<u>PRELIMINARIES</u>	<u>KSHS.</u>
	Preliminaries	

1000
22/11

ITEM	DESCRIPTION	QTY	UNIT	RATE	AMOUNT
	PROPOSED MINI GO-DOWN AT MACHAKOS STORE YARD				
	BILL-NO.01 - MINI GO-DOWN				
	ELEMENT NO. 1				
	SUBSTRUCTURES (ALL PROVISIONAL)				
	<u>Site clearance</u>				
A	Clear the site off grass, shrubs and all vegetation; cart away as directed	900	sm		
	<u>Excavation</u>				
	<u>Over-site excavations: 100-200mm depth, load and deposit as instructed by the project manager</u>				
B	Excavate oversite to remove top vegetable soil average 150mm deep; load and cart away from site	900	sm		
C	Bulk excavation to remove all black cotton soil; dispose off site to approved dumping sites	563	cm		
D	Excavation for strip footing trenches n.e. 1.5 m deep	198	cm		
E	Extra-over all excavation for excavating rock irrespective of class.	30	cm		
F	Level bottom of foundations to receive blinding	110	sm		
G	Return, fill-in and ram selected imported materials around foundations	416	cm		
H	Remove and cart away surplus excavated materials to Local Authority dumping site	563	cm		
	<u>Diposal of water</u>				
J	Keeping all excavations free from all water including spring or running water	1	Item		
	<u>Planking and strutting</u>				
K	Uphold the sides of all excavations	1	Item		
	<u>Filling</u>				
L	Hardcore filling in making up levels, hand packed, 300mm thick in layers of 150mm maximum thickness	88	cm		
M	50mm (average) thick quarry dust blinding to surfaces of hardcore	295	sm		
	<i>Carried to Collection</i>				

28/11

ITEM	DESCRIPTION	QTY	UNIT	RATE	AMOUNT
A	<u>Antitermite treatment</u> Premise 200 SC' or other equal and approved anti-termite insecticide treatment with ten years guarantee, applied strictly in accordance with manufacturer's instructions, to tops of fill and foundation walls	295	sm		
B	<u>Concrete</u> Insitu concrete; reinforced; class 20 / (20mm); vibrated 50mm thick concrete class (1:4:8) to bottom of strip footing	66	sm		
C	Ditto column bases	12	sm		
D	<u>Insitu vibrated reinforced concrete class 20/20mm</u> Strip footing	66	cm		
E	Column bases	4	cm		
F	Columns	2	cm		
G	150mm thick bed	295	sm		
	<u>Reinforcement</u> <u>Bars: high yield steel; cold worked to B.S. 4461 and hot rolled to B.S. 4449 including bends, hooks, tying wire and distance blocks</u>				
H	In assorted reinforcement of various sizes	6600	kg		
	<u>Fabric: B.S. 4483</u>				
J	Reference A142 mesh 200 x 200 mm , weight 2.22 kgs per square meter (measured net - no allowance made for laps(including bends, tying wire and distance blocks	295	sm		
	<u>Walling</u>				
K	200 mm thick natural stone foundation walling bedded in c/s mortar	536	sm		
	<u>Sawn formwork to insitu concrete as described:-</u>				
L	To sides; vertical or battering of foundations, column bases or the like	100	sm		
M	Edges of ground floor slab; 150 to 200mm wide	73	lm		
	<u>Damp proofing</u>				
N	Polythene sheet; 1000 gauge, 200mm welted laps (no allowance made to laps), horizontal; 1 no. layer laid on compacted quarry dust blinding	295	sm		
P	200mm wide; B.S. 743 Type A bitumen hessian base 150 mm laps (no allowance made for laps); horizontal, 1 no. layer, bedded in cement sand (1:3) mortar	98	lm		
Q	Ditto but 100mm wide	24	lm		
	<i>Carried to Collection</i>				

20/11

ITEM	DESCRIPTION	QTY	UNIT	RATE	AMOUNT
	<u>In situ Finishings</u>				
A	15mm thick 2 No. coatwork cement sand (1:3) render; wood floated to concrete or blockwork base to walls; external	44	sm		
	<u>Painting and Decorations</u>				
	<u>Prepare and apply three coats black bituminous paint to:</u>				
B	Wood floated rendered plinths over 300mm girth	44	sm		
	<u>Paving Slabs.</u>				
C	600 x 600 x 50 mm Precast concrete class 20/20 paving slabs, laid to falls on blinded hardcore surface and jointed in cement and sand (1:3) mortar including all excavation in black cotton soil 1000mm deep	94	sm		
<i>Carried to Collection</i>					
	<u>COLLECTION</u>				
	From page 1 of 18				
	From page 2 of 18				
	From page above				
	TOTAL FOR SUBSTRUCTURES CARRIED TO SUMMARY				

20/11

ITEM	DESCRIPTION	QTY	UNIT	RATE	AMOUNT
	<u>ELEMENT NO. 2</u> <u>RC SUPERSTRUCTURE</u> <u>In situ concrete; reinforced; class 20 / (20mm); vibrated</u>				
A	Beams	19	cm		
B	Columns	4	cm		
C	150mm thick floor slab; horizontal	44	sm		
D	Ditto but 100mm thick canopy slab <u>Reinforcement</u> <u>Bars; high yield steel; cold worked to B.S. 4461 and hot rolled to B.S. 4449 including bends, hooks, tying wire and distance blocks</u>	26	sm		
E	In assorted reinforcement of various sizes <u>Sawn formwork to insitu concrete as described:-</u>	703	kg		
F	To sides and soffits of beams	30	sm		
G	To vertical sides of columns	52	sm		
H	To edges of suspended slab; 150mm girth	32	lm		
J	To slab soffits	44	sm		
K	To sides and soffits of canopy	30	sm		
	TOTAL FOR RC SUPERSTRUCTURES CARRIED TO SUMMARY				

Handwritten signature and date, possibly '20/11'.

ITEM	DESCRIPTION	QTY	UNIT	RATE	AMOUNT
	<u>ELEMENT NO. 3</u>				
	<u>WALLING</u>				
	<u>Precast concrete grade 20(12mm aggregate) including formwork, finishing fair on all exposed surfaces and hoisting and placing in position, bedding, jointing and pointing in cement and sand (1:3) mortar</u>				
A	WINDOW CILL; 250 x 50 mm extreme height; once weathered; once throated; reinforced as necessary for handling; surface fair finish 275 mm girth; bedding, jointing and pointing in cement sand (1:3) mortar	65	lm		
	<u>MACHINE CUT STONE WALLING</u>				
B	200 mm thick approved local; machine cut stone walling; bedding, jointing and pointing in cement sand (1:3) mortar including hoop iron at evry alternate course	557	sm		
C	Ditto but 100mm thick	47	sm		
D	Extra over horizontal pointing in av. 18mm thick square tube in cement and sand (1:3) mortar; one coat of bituminous paint.	401	sm		
	TOTAL FOR WALLING CARRIED TO SUMMARY				

28/11

ITEM	DESCRIPTION	QTY	UNIT	RATE	AMOUNT
	<u>ELEMENT NO. 4</u>				
	<u>ROOFING CONSTRUCTION, COVERING AND RAIN WATER DISPOSAL</u>				
	<u>Roof covering.</u> Galvanized corrugated iron IT5 sheets; 28 gauge; pre-painted				
A	Roof covering; 150mm laps both sides; and fixing to Z purlins (ms) on steel trusses (m/s) at 6000mm c/c all laid to fall at 22.5 ⁰	489	sm		
	<u>Accessories, fixing as necessary to roof sheets</u>				
B	Av. 400 mm wide ridge cap	26	lm		
	<u>Steel Sections</u>				
	<u>The following 17 No. steel girders spanning 12.2m and hoisted average 10m from ground level with a crane including, cutting, assembling, bolts, cleats, nuts, washers, fish plates, bracings, anchor plates and gusset plates</u>				
C	100x50x3mm RHS rafters	881	kg		
D	100x50x3mm RHS tie beam	848	kg		
E	100x50x3mm RHS struts and ties	339	kg		
F	100x50x2mm Z purlins at 1500mm centers bolted to steel girders	5720	kg		
	<u>The following in wrot cypress</u>				
G	G 16 x 300mm wide mild steel plate fascia	52	lm		
H	Ditto but berge boards	32	lm		
	<u>Roof insulation</u>				
J	5mm double reflective foil roof insulation on existing roof structure approximately 12m high above existing ffl including all necessary fitting accessories	489	sm		
	<u>Turbine Roof Ventilator</u>				
K	Supply and fix metallic galvanised air removing cyclones capacity at 15Km/h wind speed, with 2 sealed bearing in housing comprising of an average of 20 blades with a dome height of 270mm and width 430mm to a total mass n.e 6.3kg constructed of steel; complete including fixing at averaging 12m above ffl; cutting existing IT5 roof covering; cyclone flashing; making good existing roof covering all to approval	8	No.		
	<i>Carried to Collection</i>				

ROO
28/11

ITEM	DESCRIPTION	QTY	UNIT	RATE	AMOUNT
	<u>RAINWATER DISPOSAL</u>				
	<u>The following in heavy duty uPVC, corrosion and heat resistance</u>				
A	200mm wide x 300mm deep purpose made mild steel plate box gutter secured to fascia board	52	lm		
B	Extra; for 100mm diameter outlet 100mm long	10	No.		
C	100mm diameter rainwater downpipe fixed with and including downpipe clip and connectors at 900mm centres, plugged and screwed to wall	60	lm		
D	Extra; swanneck bend with 1135mm projection	10	No.		
E	Extra; horse shoe bend	10	No.		
	<u>Painting and Decorations</u>				
	<u>On Woodwork</u>				
	<u>Prepare and apply one zinc plumbate primer and three coats of 'CROWN SOLO' or other equal and approved super gloss oil paint to:-</u>				
F	Fascias and barge boards; 200 to 300mm girth; external	84	lm		
	<i>Carried to Collection</i>				
	<u>COLLECTION</u>				
	From page 6 of 18				
	From page above				
	TOTAL FOR ROOFING CONSTRUCTION, COVERING AND RAIN WATER DISPOSALCARRIED TO SUMMARY				

28/11

ITEM	DESCRIPTION	QTY	UNIT	RATE	AMOUNT
	<u>ELEMENT NO. 5</u>				
	<u>DOORS</u>				
	<u>Mild steel</u>				
	<u>Supply and fix the following heavy duty sections mild steel doors complete with approved hinges/bushes and including all cutting, welding, assembly, erection, priming and fixing lugs to walling and concrete, bedding and pointing round frames in cement and sand mortar (1:4)</u>				
A	3000x4500mm high hinged to and including 50x50x3mm RHS frame and consisting of 50x50x3mm framing all round in-filled with and including 5 no. horizontal and 7 no. vertical RHS members covered with G 16 mild steel plate welded to metal framing including all iron mongery and locking system	3	No.		
B	Ditto but single leaf steel door size 1000x2400mm high ditto	3	No.		
	<u>Painting and decoration</u>				
C	Prepare, touch up primer and apply one undercoat and two finishing coats of First Grade Hard Gloss paint to surfaces of metal	42	sm		
	<u>TIMBER DOORS</u>				
	<u>Wrot mahogany framings</u>				
D	150 x 38 mm; 4 No. labours; plugged door frame	36	lm		
E	100 x 38mm architraves with 4 No. labours	36	lm		
F	38 x 38mm quadrants with 3 No. labours	36	lm		
	<u>45mm Thick semi-solid core flush doors to B.S 459: part 2 veneered both sides with internal quality plywood and lipped on all edges in approved hardwood</u>				
G	Door; overall size 900 x2100 mm high	6	No.		
H	Ditto but 1500x2400mm high	1	No.		
	<u>Painting and decoration</u>				
J	Prepare and prime timber surfaces 0-100mm girth with wood primer before fixing	36	lm		
K	Ditto but 100-200mm	36	lm		
L	Prepare, knot, prime and stop and apply one undercoat and two finishing coats of First Grade clear varnish to general surfaces of timber	23	sm		
	<u>Iron mongery</u>				
	<u>Supply and fix the following to 'UNION' catalogue or other equal and approved</u>				
M	Three lever mortice lock complete with set lever brass handle furniture	6	No.		
N	100mm steel butt hinges	6	prs		
P	Rubber door stop complete with 38 mm rawl bolt	6	No.		
TOTAL FOR DOORS CARRIED TO SUMMARY					

Handwritten signature and date
28/11

ITEM	DESCRIPTION	QTY	UNIT	RATE	AMOUNT
	<u>ELEMENT NO. 6</u>				
	<u>WINDOWS</u>				
	<u>Wrot Cypress</u>				
A	150 x 25 mm thick window boards including bull-nosed edges and 25 x 25 mm bearer; plugged, counter sinking and flush pelleting.	8	lm		
	<u>Vertical blinds</u>				
B	Supply and fix high quality fabric "Vanetian" window curtain blinds or equal and approved 1700mm high including 25 x 25mm pvc tracks secured to 50x25mm timber fixed to concrete and/or masonry all complete with necessary	8	lm		
	<u>Supply and fix the following heavy duty sections mild steel casement windows made from 25x25x2mm Z, T and flat bar sections, complete with approved hinges, ironmongery and including all cutting, welding, assembly, erection, priming and fixing lugs to walling and concrete, bedding and pointing round frames in cement and sand mortar (1:4)</u>				
C	Window size 2100x1800mm	1	No.		
D	Ditto but 1800x1800mm	1	No.		
E	Ditto but 1200x1800mm	2	No.		
F	Ditto but 1000x1200mm	2	No.		
G	Ditto but 800x1200mm	5	No.		
H	Ditto but 600x1200mm	2	No.		
J	4mm thick clear glass sheet including glazing putty	20	sm		
	<u>Window grilles</u>				
	<u>Burglar proof grille to approved Corporate grille pattern comprising of 25x25x2mm thick SHS welded at the ends to and including lugs embedded in cement and sand mortar 1:4 in walling or concrete</u>				
K	Window size 2100x1800mm	4	sm		
L	Ditto but 1800x1800mm	4	sm		
M	Ditto but 1200x1800mm	5	sm		
N	Ditto but 1000x1200mm	3	sm		
P	Ditto but 800x1200mm	5	sm		
Q	Ditto but 600x1200mm	2	sm		
	<u>Painting and decoration</u>				
R	Prepare, touch up primer and apply one undercoat and two finishing coats of First Grade Hard Gloss paint to surfaces of metal	92	sm		
	TOTAL FOR WINDOWS CARRIED TO SUMMARY				

22/11

ITEM	DESCRIPTION	QTY	UNIT	RATE	AMOUNT
	<u>ELEMENT NO. 7</u>				
	<u>FINISHES</u>				
	<u>Wall finishes</u>				
	<u>Insitu finishes</u>				
	<u>Render; 15mm thick, 1 No. coatwork of cement and sand (1:3); wood floated to concrete or blockwork base generally to: -</u>				
A	<u>Beds and backings</u> Beams, columns and walls; external	90	sm		
	<u>Plaster; 15mm thick, 2 No. coatwork, 15mm first coat of cement sand (1:3); 3mm second coat of cement and lime putty (1:9); steel trowelled to concrete or blockwork base generally to: -</u>				
B	Walls, beams, columns; internal	690	sm		
	<u>Painting and decorations</u>				
	<u>Prepare and apply one undercoat and three coats of first quality silk vinyl paint to: -</u>				
C	Plastered surfaces	690	sm		
D	Ditto but plastic emulsion weather guard paint to rendered surfaces	90	sm		
	<u>Floor finishes</u>				
	<u>Cement sand screed (1:3).</u>				
E	40mm thick c/s floor screed to receive terrazzo (m.s)	297	sm		
F	400x400x8mm thick ceramic non-slip floor tiling as "SAJ CERAMICS" or equal and approved including grouting	44	sm		
G	Ditto but wall tiles	70	sm		
H	100mm wide skirting; rounded junction with wall finish, coved junction with floor finish.	70	lm		
	<u>Insitu polished terrazzo concrete paving (1:2:4) in including dividing strips;</u>				
J	38mm thick paving	253	sm		
	TOTAL FOR FINISHINGS CARRIED TO SUMMARY				

Handwritten signature and date: 28/11

ITEM	DESCRIPTION	QTY	UNIT	RATE	AMOUNT
	<u>ELEMENT NO. 8</u>				
	<u>CARPENTRY AND FITTINGS</u>				
	<u>SERVICE COUNTER</u>				
	<u>PLINTH</u>				
A	1:3:6 mass concrete concrete as described in 100mm thick high plinth in kitchen	1	sm		
	<u>Granite work tops</u>				
	<u>10mm thick Polished granite slab ground smooth fixed to:</u>				
B	Worktops	1	sm		
	<u>The following cabinets complete in 25mm thick MDF board with frames, doors, lipping and all necessary iron mongery</u>				
	<u>Counter</u>				
C	Low level, size 600mm deep x 800mm high in worktops	1	sm		
	TOTAL FOR CARPENTRY AND FITTINGS CARRIED TO SUMMARY				

28/11

ITEM	DESCRIPTION	QTY	UNIT	RATE	AMOUNT
	<u>ELEMENT NO. 9</u>				
	<u>EXTERNAL WORKS & WORKING DRAWINGS</u>				
	<u>LANDSCAPING AND PLANTING</u>				
A	Excavate oversite not exceeding 200mm deep to remove vegetation, turf and debris, loosen top soil	15	sm		
B	Supply and lay 150mm thick red (top) soil mixed with approved manure in the ratio of 3:1, well water and prepare ground for planting (ms)	15	sm		
C	Supply and plant "Kikuyu" grass seedlings at 100mm centres both ways, well water and maintain until established	15	sm		
D	Ditto approved "Ground cover" and/or "Creeper" plants at positions and spacings to be directed, ditto	5	No.		
E	Prepare hole, supply and fill with soil:manure 3:1, provide and plant approved shrubs as and where directed, provide shade and cover, well water and maintain until established	5	No.		
F	Ditto and plant approved tree ditto	5	No.		
	<u>WORKING DRAWINGS</u>				
G	Allow for preparation and approval of final set of working drawings in A1 size; using the attached drawings; all by a registered Architect & registered Structural Engineer including all necessary County Government approvals within the first two (2N0.) weeks after contract signing	1	Item		
	TOTAL FOR EXTERNAL WORKS & WORKING DRAWINGS CARRIED TO SUMMARY				

ITEM	DESCRIPTION	QTY	UNIT	RATE	AMOUNT
	ELEMENT NO. 10 BOUNDARY WALL SUBSTRUCTURES-(PROVISIONAL)				
	Site clearance				
A	Clear the site off grass, shrubs and all vegetation and the like; cart away as directed; to approved site.	91	sm		
B	Carefully remove existing chainlink fencing with and including wooden poles @ av. 3000mm cc, 3 no. barbed wire strands. Overall 2700mm high and handover to client	91	lm		
	Excavations				
C	Excavate oversite to remove top vegetable soil average 250mm deep and spread as directed on site.	91	sm		
D	Excavate for foundation strip footing in black cotton soil average depth 1.50m deep and dispose offsite to approved dump sites	29	cm		
E	Ditto column pits 0-1.5 mm; ditto	84	cm		
F	Return fill and ram selected excavated material around foundations.	53	cm		
G	Load, wheel and cart away from site surplus excavated material and deposit in approved Local Authority dumping site	151	cm		
H	Extra over all kinds of excavation for excavating in rock irrespective of class.	38	cm		
J	Allow for keeping excavations free from all water by pumping or otherwise.	1	item		
K	Ditto; for plunking and strutting to sides of excavations.	1	item		
	Concrete Works				
	50 mm plain concrete (1:4:8 - class 15/20mm) blinding in :				
L	Strip footing	27	sm		
M	Ditto column bases	56	sm		
	Vibrated Reinforced Concrete class 1:2:4 (20/20mm) in;				
N	Strip footing	6	cm		
P	Column bases	17	cm		
Q	Columns	4	cm		
R	Ground beam	6	cm		
	Sawn formwork to :				
S	Sides of strip footing	18	sm		
T	Sides of column bases	140	sm		
U	Sides of sub columns	47	sm		
V	Sides of ground beams	73	sm		
	<i>Carried to Collection</i>				

ITEM	DESCRIPTION	QTY	UNIT	RATE	AMOUNT
	<u>Substructure Walling.</u>				
A	200 mm thick natural stone walling; roughly dressed; bedded and jointed in cement sand (1:3) mortar; reinforced with hoop iron at alternate courses	114	sm		
B	Labour and material for construction joints in 12mm thick flexel expansion and 25x25mm expansion sealer at every 15m in 400mm wide columns & bases	28	lm		
C	Ditto; in columns bases; 300mm wide ditto	8	lm		
	<u>Bituminous Damp Proof Course bedded and jointed in cement sand mortar 1:3. allow for overlaps</u>				
D	200 mm wide.	91	lm		
	<u>Weep Holes</u>				
E	Allow for creating 100mm diameter weep holes at ground level at averaging 2m centres on masonry wall and prevent ingress using fabric mesh in double offset layers; grouted in cement/sand (1:3) mortar	60	No		
	<u>Reinforcement</u>				
	<u>High tensile square twisted bars BS 4461 as described in :</u>				
F	Assorted reinforcement	2640	kgs		
	<u>SUPERSTRUCTURE WALLING</u>				
	<u>Superstructure walling</u>				
G	200mm thick machine cut stone walling in cement/sand mortar (1:4) including for hoop iron every alternate course	246	sm		
H	Labour and material for construction joints in 12mm thick flexel expansion and 25x25mm expansion sealer at every 15m in 200mm wide columns	0	lm		
J	Extra-over for pointing & keying in recessed horizontal and flush vertical joints in 2 coats black bituminous paint to recessed joints	213	sm		
	<u>Vibrated reinforced insitu concrete class 20/(20mm) as described in:-</u>				
K	Columns	7	cm		
L	Beams	6	cm		
	<u>Reinforcement (Provisional)</u>				
	<u>Supply and fix bars Reinforcement including bending hooks, tying wire, cutting spacers and supporting all in position as decribed</u>				
M	Assorted diameters	1040	kgs		
	<u>Sawn formwork to:</u>				
N	Sides of column	105	sm		
P	Sides and soffittes of beams	73	sm		
	<i>Carried to Collection</i>				

ITEM	DESCRIPTION	QTY	UNIT	RATE	AMOUNT
	Finishes <u>Insitu finishes</u> Render; 15mm thick, 1 No. coatwork of cement and sand (1:3); wood floated to concrete or blockwork base generally to: -				
A	Beams	100	sm		
B	Provide and joint in cement :sand (1:3) 300 mm wide precast concrete coping weathered to double fall and throated on two sides coping to wall	91	lm		
	Razor wire				
C	Supply and fix razor wire along perimeter wall and/or as directed on site in two layers conforming to the following minimum specifications:- Coil size 450mm diameter, blade profile- ripper razor wire, stretch factor - max. 10m per coil and secured with and including 40x40x3mm thick x 450mm long angle iron welded on 100x100x4mm steel plates inserts at 1m cc (galvanized) all to manufacturers instructions	91	lm		
<i>Carried to Collection</i>					
	<u>COLLECTION</u> From page 13 of 18 From page 14 of 18 From page above				
	TOTAL FOR BOUNDARY WALLING CARRIED TO SUMMARY				

Handwritten signature/initials

ITEM	DESCRIPTION	QTY	UNIT	RATE	AMOUNT
	<u>ELEMENT NO. 11</u> <u>YARD CONCRETING</u> <u>SUBSTRUCTURES (ALL PROVISIONAL)</u>				
	<u>Site clearance</u>				
A	Clear the site off grass, shrubs and all vegetation; cart away as directed	150	sm		
	<u>Excavation</u>				
	<u>Over-site excavations: 100-200mm Depth, load and deposit as instructed by the project manager</u>				
B	Bulk mechanical excavation to remove all black cotton soil averaging 1.5mm deep; dispose off site to approved County Government dumping sites	225	cm		
C	Extra-over all excavation for excavating rock irrespective of class.	38	cm		
D	Mass backfilling using imported red soil well compacted in layers not exceeding 200mm thick to make up levels; including watering before compaction	158	cm		
E	Remove and cart away surplus excavated materials to Local Authority dumping site	225	cm		
	<u>Diposal of water</u>				
F	Keeping all excavations free from all water including spring or running water	1	Item		
	<u>Planking and strutting</u>				
G	Uphold the sides of all excavations	1	Item		
	<u>Filling</u>				
H	Hardcore filling in making up levels, hand packed, 300mm thick in layers of 150mm maximum thickness	45	cm		
J	50mm (average) thick quarry dust blinding to surfaces of hardcore	150	sm		
	<u>Antitermite treatment</u>				
K	Premise 200 SC' or other equal and approved anti-termite insecticide treatment with ten years guarantee, applied strictly in accordance with manufacturer's instructions, to tops of fill and foundation walls	150	sm		
	<u>Concrete</u>				
	<u>Vibrated Reinforced Concrete class 1:2:4 (20/20mm) in;</u>				
L	200mm thick VRC; machine crashed aggregates bed slab in bays not exceeding in 25SM laid to fall for effective drained and including flexel in all bay expansion joints as directed and formwork to sides as necessary; tempered finish; all to approval	150	sm		
	<u>Reinforcement</u>				
	<u>Fabric: B.S. 4483</u>				
M	Reference A142 mesh 200 x 200 mm , weight 2.22 kgs per square meter (measured net - no allowance made for laps(including bends, tying wire and distance blocks	150	sm		
	<i>Carried to Collection</i>				


ITEM	DESCRIPTION	QTY	UNIT	RATE	AMOUNT
	<u>Walling</u>				
	<u>Sawn formwork to insitu concrete as described:-</u>				
A	Edges of ground floor slab; 75 - 150mm wide: Provide rate	50	lm		
	<u>Damp proofing</u>				
B	Polythene sheet; 1000 gauge, 200mm weltd laps (no allowance made to laps), horizontal; 1 no. layer laid on compacted quarry dust blinding	150	sm		
	<i>Carried to Collection</i>				
	<u>COLLECTION</u>				
	From page 16 of 18				
	From page above				
	TOTAL FOR YARD CONCRETING CARRIED TO SUMMARY				

Handwritten signature and date: 2/1/11

ITEM	DESCRIPTION	QTY	UNIT	RATE	AMOUNT
	<u>SUMMARY</u>				
ELEMENT NO.	TITLE			PAGE NO.	
1	SUBSTRUCTURES (ALL PROVISIONAL)			3 of 18	
2	RC SUPERSTRUCTURES			4 of 18	
3	WALLING			5 of 18	
4	ROOF CONSTRUCTION			7 of 18	
5	DOORS			8 of 18	
6	WINDOWS			9 of 18	
7	FINISHES			10 of 18	
8	CARPENTRY & FITTINGS			11 of 18	
9	EXTERNAL WORKS			12 of 18	
10	BOUNDARY WALL			15 of 18	
11	YARD CONCRETING			17 of 18	
	TOTAL FOR MACHAKOS MINI-GODOWN CARRIED TO GRAND SUMMARY				

Handwritten signature
22/11


ITEM	DESCRIPTION	QTY	UNIT	RATE	AMOUNT
	BILL-NO.02 ELECTRICAL WORKS				
	<u>Supply, install, test and commission the following electrical installations:</u>				
A	3 - phase 6 way consumer unit complete with all circuit breakers	1	No.		
B	450x600mm meter box	1	No.		
C	3 phase 6mm each core service cables colour coded	20	lm		
D	25mm conduit pipes including fittings	200	No.		
E	20mm conduit pipes including fittings	200	No.		
F	4 ft double flourescent fitting complete	18	No.		
G	4 ft single flourescent fitting complete	10	No.		
H	13 Amps double socket outlets	18	No.		
J	Cooker control unit	1	No.		
K	2.5mm x100m long red cable	5	rolls		
L	2.5mm x100m long black cable	5	rolls		
M	2.5mm x100m long yellow cable	5	rolls		
N	Lighting switches	10	No.		
P	1.5mm x100m long red cable	7	rolls		
Q	1.5mm x100m long black cable	5	rolls		
R	1.5mm x100m long yellow cable	5	rolls		
S	50 watts LED flood lights	10	No.		
T	Automating security lights system	1	No.		
U	Hand dryers complete	2	No.		
	TOTAL FOR ELECTRICAL WORKS CARRIED TO SUMMARY				



ITEM	DESCRIPTION	QTY	UNIT	RATE	AMOUNT
	BILL-NO.03 PLUMBING & DRAINAGE WORKS				
	<u>Supply, install, test and commission the following plumbing and drainage installations:</u>				
A	Assorted PPR fittings	1	item		
B	25mm gate valves	2	No.		
C	25mm metallic ball valves	2	No.		
D	Automatic float switch	2	No.		
E	0.5 hp water pump	1	No.		
F	0.45x0.45x0.45mm metallic water pump box	1	No.		
G	100m long x25mm PPR pipes	1	No.		
H	WC complete with pedestal WHB	5	No.		
J	Chrome plated pillar taps	5	No.		
K	Bowl urinal complete with press valves	2	No.		
L	Stainless steel single bowl single drain kitchen sink	1	No.		
M	Swivel type kitchen sink	1	No.		
N	Lockable tissue dispensers	5	No.		
P	10,000 litres plastic water storage tank	1	No.		
Q	Ditto but 3,500 litres	1	No.		
R	4" Pvc waste pipes plus accessories	3	No.		
S	2" Pvc waste pipes plus accessories	3	No.		
T	600x450mm manholes complete with covers	7	No.		
	<i>Carried to Collection</i>				

Handwritten signature and date
28/11

ITEM	DESCRIPTION	QTY	UNIT	RATE	AMOUNT
	100PAX CAPACITY BIO DIGESTER SUBSTRUCTURES (ALL PROVISIONAL) <u>Supply and install biodigester waste treatment system complete with the following items to the satisfaction of the Engineer. The system is expected to treat approximately 13,300 gallons per day (50 cubic metres per day) or 200 persons whichever is higher. The tenderer to submit the technical brochures and working calculations together with the tender for evaluation. Alternative and approved systems utilising packaged systems may be provided</u>				
A	<u>Excavation</u> Excavate pit exceeding 1.50m deep starting from ground level	14	cm		
B	Excavate pit exceeding 1.50m deep but not exceeding 3.0m deep starting from reduced level	14	cm		
C	Ditto 3.0 to 4.5 m deep	9	cm		
D	Extra over excavations for excavating in hardrock	10	cm		
E	Return fill and ram approved excavated material around foundations	10	cm		
F	Load and cart away surplus excavated material	36	cm		
G	Allow for keeping the whole excavation free from all water including spring and running water	1	item		
H	Allow for plunking and strutting the whole excavation	1	item		
J	Mass concrete class 'P' in: 50mm thick blinding under foundations	15	sm		
K	Reinforced insitu concrete class 25/(20mm aggregates) 200mm thick floor bed	15	sm		
L	200mm thick wall	62	sm		
M	200mm thick suspended slab	11	sm		
N	Strip foundation	1	cm		
P	Reinforcement <u>Supply and fix bars reinforcement including bending, hooks, tying wire, cutting, spacers and supporting all in position as described</u> In assorted reinforcement of various sizes	2000	kg		
Q	A142 weighing 2.22kg/metre sq. (measured net no allowance made for laps)	88	sm		
R	Sawn formwork to: Soffites of suspended slab, Sides walls and	145	sm		
S	Edge of bed between 150 - 225mm wide	32	lm		
T	Water proof cement/sand (1:3) in: 20mm thick screed to sloping floor bed cross falls	6	sm		
U	20mm thick screed trowelled hard and smooth	40	sm		
	<i>Carried to Collection</i>				



ITEM	DESCRIPTION	QTY	UNIT	RATE	AMOUNT
	BILL NO. 04 FIRE ALARM SYSTEMS				
A	Supply and install a complete Conventional 4-Zone Fire Alarm Control Panel complete with 2No. 72 Hour standby batteries as EN54 with integral Charger and mains input of 240V AC and 24V DC operating voltage	1	No		
B	Install Manual call break glass point wired in 1.5mm ² Fire Tuff FP 200 cables drawn in 20mm diameter Fire Tuff FP 200 heavy gauge PVC conduits	4	No		
C	Install Smoke Detectors wired in 1.5mm ² Fire Tuff FP 200 cables drawn in 20mm diameter Fire Tuff FP 200 heavy gauge PVC conduits	4	No		
D	Install Fire Alarm Sounder point wired in 2.5mm ² Fire Tuff FP 200 cables drawn in 20mm diameter heavy gauge PVC conduits. The boxes and accessories wiring to be done in accordance with Conventional Fire Alarm Systems	2	No		
E	1.5mm ² Fire Tuff FP200 cables	3	Rolls		
F	2.5mm ² Fire Tuff FP200 cables	3	Rolls		
G	Any other item not specifically detailed but required for the satisfactory completion and operation of the installation:- Specify	1	Item		
H	Allow for installation, making good of walls, testing and commissioning	1	Item		
	TOTAL FOR FIRE ALARM SYSTEM CARRIED TO SUMMARY				

Handwritten signature and date
28/11



ITEM	DESCRIPTION	QTY	UNIT	RATE	AMOUNT
	BILL NO. 05 ICT STRUCTURED CABLING				
	<u>Supply and fix the following as instructed by the ICT Eng.</u>				
	<u>Including cutting, joining, drilling, plugging, screws and all</u>				
	<u>necessay accessories</u>				
A	CAT 6 Patch Panels	1	No.		
B	CAT 6 Cable Organizers	1	No.		
C	RJ45 Modules (Keystones)	40	No.		
D	UTP CAT 6 Cable	5	Rolls		
E	Trunking (150mm x 50mm)	15	No.		
F	Knockouts (2-way to fit 150mm x 50mm trunking)	12	No.		
G	Faceplates (2-way to fit 150mm x 50mm Trunking)	12	No.		
H	32U Cabinet	1	No.		
J	1m Patch cords	20	No.		
K	5m Patch cords	20	No.		
L	RJ45 Connector	200	No.		
M	Cisco switch PoE	1	No.		
TOTAL FOR ICT STRUCTURED CABLING CARRIED TO SUMMARY					

[Handwritten signature]
22/11



PROPOSED MINI GO-DOWN AT MACHAKOS STORE YARD
GRAND SUMMARY

BILL NO.	DESCRIPTION	Page No.	CONTRACTOR'S USE		OFFICIAL USE	
			K.SHS	CTS	K.SHS	CTS
1	Particular Preliminaries					
2	MINI GO-DOWN	MG/18				
3	ELECTRICAL WORKS	EW/1				
4	PLUMBING & DRAINAGE WORKS	PDW/3				
5	FIRE ALARM SYSTEMS	FAS/1				
6	ICT STRUCTURED CABLING	1CT/1				
	SUB TOTAL					
	ADD 16% VAT					
GRAND TOTAL (Vat Incl.)						
K.SHS						

Amount in words.....
.....
.....

[Handwritten signature]
20/11

